

The SPSS logo is displayed in white text on a red square background in the top-left corner of the image.The background features a row of glossy red spheres on a dark, reflective surface. A red line graph with several data points is superimposed on the largest sphere in the foreground. The scene is lit from the side, creating highlights and shadows.

User Manual Statistics for Data Analysis

Introduction

Statistics for Data Analysis Solution

Installation

How to install Statistics for Data Analysis

Start Statistics for Data Analysis

How to start IBM SPSS Statistics

Dashboard

Webinar - News - Training

Add-On

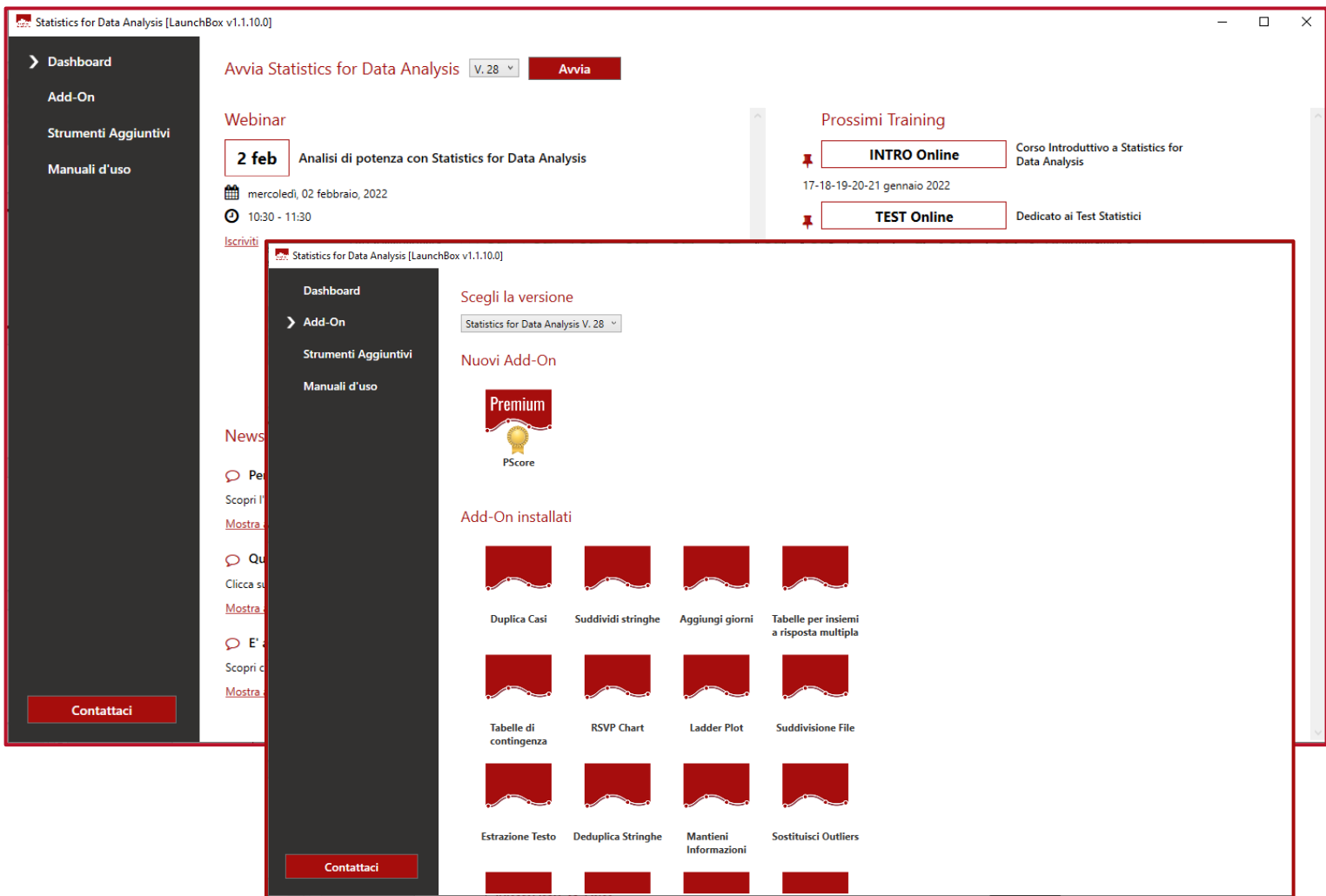
List of all available Add-ons

Additional Tools

Amos – Add-on Packages – IBM SPSS Statistics License Consultation

User manuals

Consultation of installation manuals and users



Statistics for Data Analysis is a solution for statistical data analysis that includes:

- [Licences SPSS Statistics Software](#)
- [Add-Ons](#)
- [Service Program](#)

SPSS Statistics Software Licenses Broken Down by Areas:



Environment Pack

Training course for environmental research.

With the aim of providing participants with the main notions to explore experimental data in order to :

- Describe information in summary form
- Highlight the implicit relationship structures (patterns) that run through them
- Derive interpretative and predictive models of reality



Social&Economic Pack

Training course for social and economic research

The aim of this training course is to provide participants with the main notions to interpret and explore the large amount of data deriving from information on the trends of the different economic and social sectors.

SPSS Statistics Software Licenses Broken Down by Areas:



Health Pack

Training course for medical and scientific research.

The aim of this training course is to provide participants with the main notions to describe in summary a broad set of data derived from biological, clinical and epidemiological studies.



Tourism Pack

Training course for tourism activities and services.

The aim of this training course is to provide participants with the main notions to interpret and explore the large amount of data related to tourism activities and services.

Add-Ons:

Thirty years of experience in the field of analytics and the in-depth knowledge of SPSS Statistics has allowed us to create additional features to optimize and automate the daily research work.

Add-Ons can be installed and used directly from the SPSS Statistics main menu.

See the list of available Add-Ons: <https://en.statisticsfordataanalysis.com/available-add-ons>

SPS Service Program:

It includes the following services provided by the SPS team:

- Technical assistance in English
- Updates and new versions
- Attend SPS Live Webinars
- Access to the Video Academy

Introduction

Statistics for Data Analysis Solution

Installation

How to install Statistics for Data Analysis

Start Statistics for Data Analysis

How to start IBM SPSS Statistics

Dashboard

Webinar - News - Training

Add-On

List of all available Add-ons

Additional Tools

Amos – Add-on Packages – IBM SPSS Statistics License Consultation

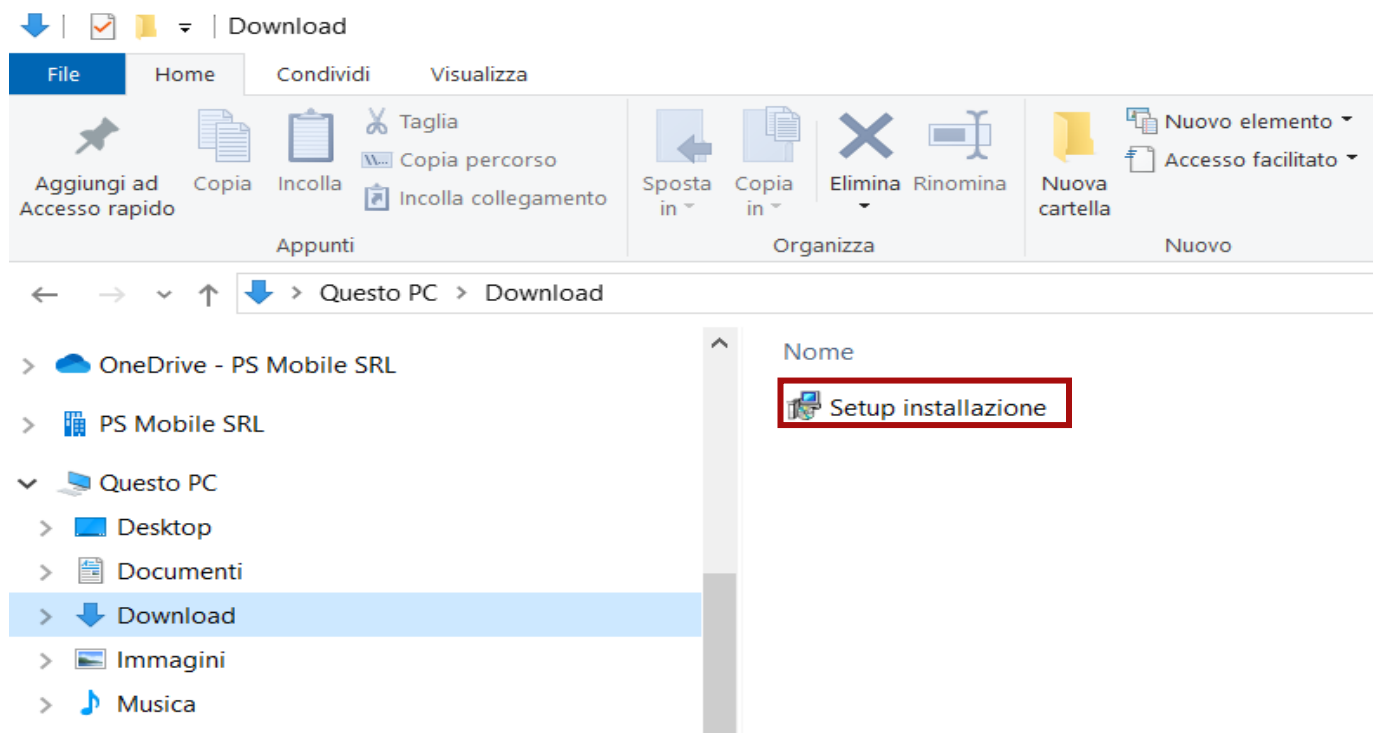
User manuals

Consultation of installation manuals and users

On the website: en.statisticsfordataanalysis.com/download-v-29-win

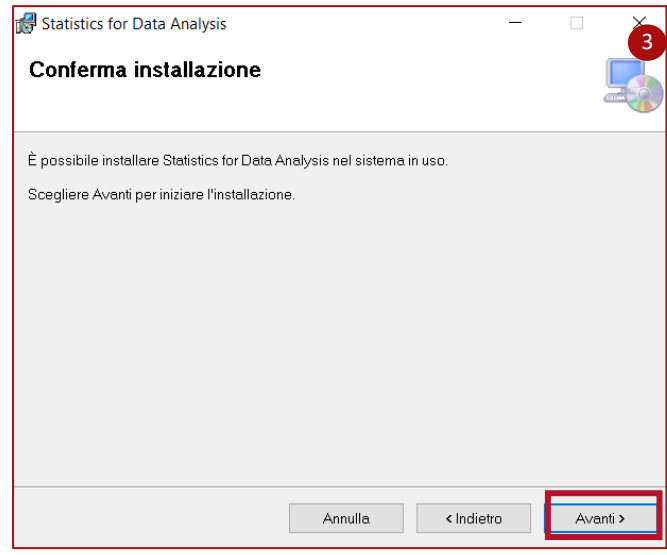
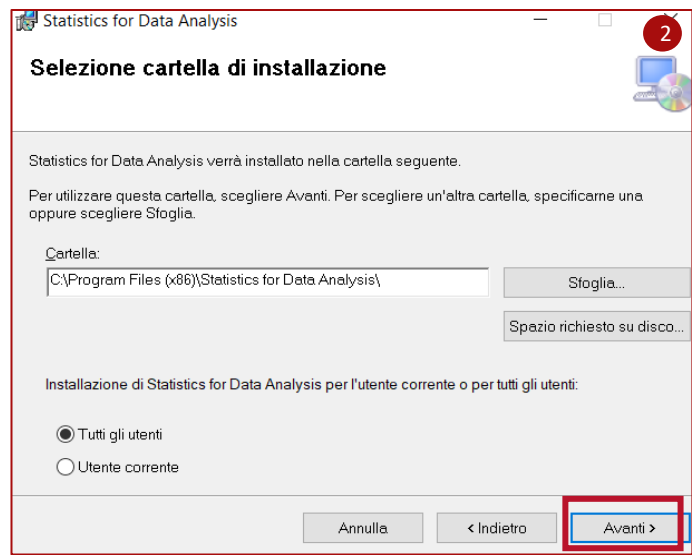
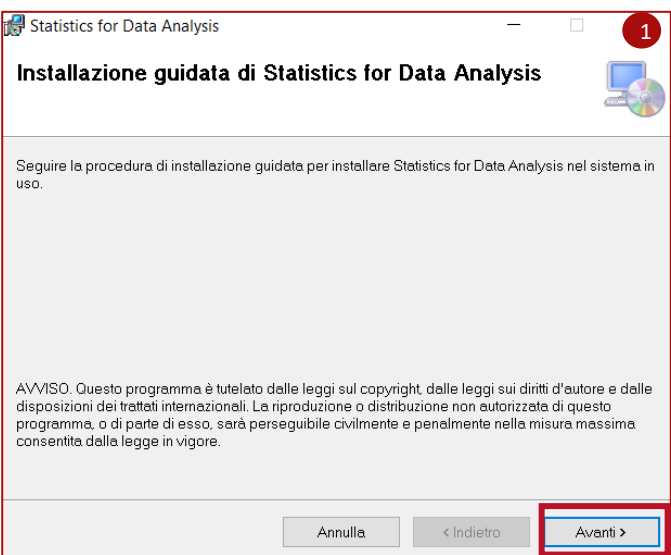
You can download the Statistics for Data Analysis installation package.

1- Go to the folder of your PC (usually the 'Downloads' folder) where the installation setup downloaded from the site has been saved en.statisticsfordataanalysis.com



Fare doppio click sull'eseguibile.

2- Follow the installation wizard



Choose the folder where you want to install the solution, usually the suggested one is kept



Choose Start License Wizard, where you enter the code you received on-site

3- The Statistics for Data Analysis icon is created on the desktop:



Double-click on the icon to launch the application.

If you do not have sufficient rights to the machine,

you may need to start the application with administrator permissions: right-click on the icon and select "Run as administrator"

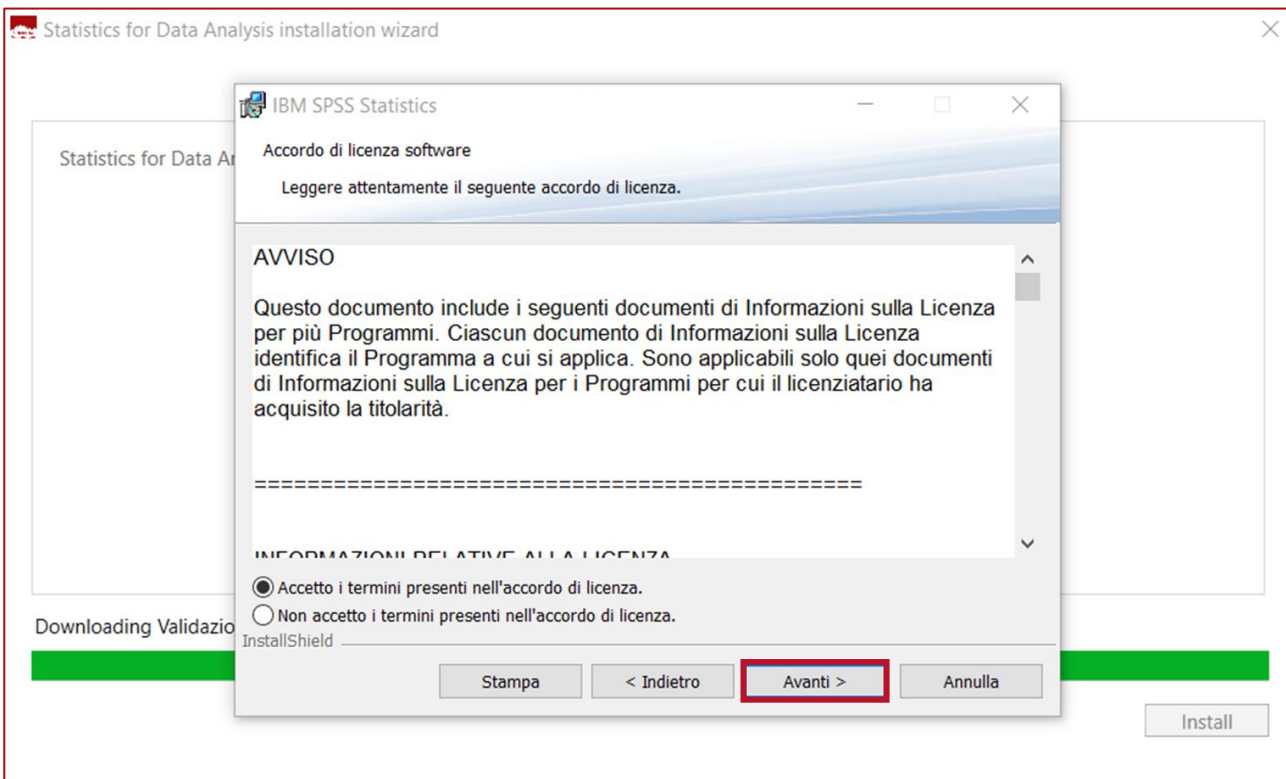
Statistics for Data Analysis will guide you through the installation of IBM SPSS Statistics

If you already have a version installed >> select the latest version from the LaunchBox

Launch Statistics for Data Analysis

V. 29.0.1.0

Launch



Once the installation is complete, the installation will follow:

- FixPack
- Add-On.

If, on the other hand, the user already has a version of Statistics on their PC, this step will be skipped.

Introduction

Statistics for Data Analysis Solution

Installation

How to install Statistics for Data Analysis

Start Statistics for Data Analysis

How to start IBM SPSS Statistics

Dashboard

Webinar - News - Training

Add-On

List of all available Add-ons

Additional Tools

Amos – Add-on Packages – IBM SPSS Statistics License Consultation

User manuals

Consultation of installation manuals and users

Statistics for Data Analysis (LaunchBox v1.2.4.0)

- > Dashboard
- Add-On
- Additional Tools
- User manuals

Language

Contact us

Launch Statistics for Data Analysis V. 29.0.1.0 Launch

Webinar events calendar

- [Discover the topics of the upcoming webinars](#)

Statistics for Data Analysis powered by SPSS is a statistical analysis solution that cover the entire analysis cycle.

[Explore the packages](#) that best suits your needs, according to your activity area.

In continuation of the development path of the Statistics for Data Analysis solution, the SPS team extends the range of **services included in**, providing its customers with an entire **Reserved Area** where you can **consult or send us methodological questions** on the use of Statistics for Data Analysis.

[Explore the Premium Module YAUDEN](#) The new **Premium Module Youden** helps you **determine the optimal cut-off of an ROC curve**, a very useful technique that shows classification performance at different probability thresholds.

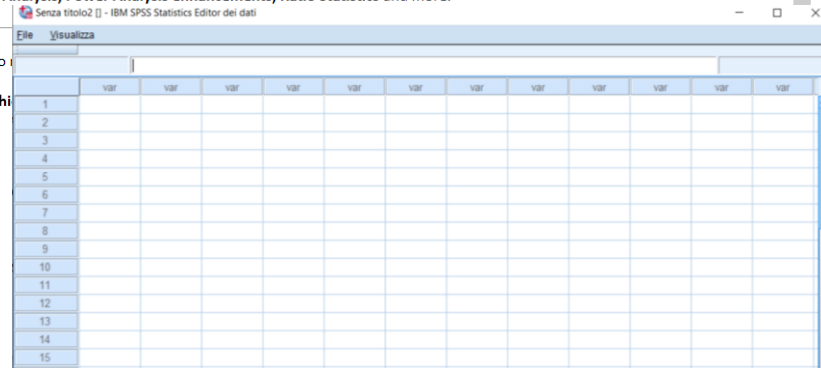
[Explore the Premium Module PScore](#) for the **Propensity Score Matching technique** useful when data come from non-randomised studies, e.g. from registers or medical records

[Explore what is new in the latest version 28: Meta Analysis, Power Analysis enhancements, Ratio Statistics](#) and more.

[Explore the On-Line Training](#), which are designed to

In fact, these are **live courses**, albeit remotely, in which the topics covered in each course.

[Contact us](#) for a personalized course



| | V01F | V02F | V03F | V04F | V05F | V06F | V07F | V08F | V09F | V10F | V11F | V12F | V13F | V14F | V15F |
|----|------|------|------|------|------|------|------|------|------|------|------|------|------|------|------|
| 1 | | | | | | | | | | | | | | | |
| 2 | | | | | | | | | | | | | | | |
| 3 | | | | | | | | | | | | | | | |
| 4 | | | | | | | | | | | | | | | |
| 5 | | | | | | | | | | | | | | | |
| 6 | | | | | | | | | | | | | | | |
| 7 | | | | | | | | | | | | | | | |
| 8 | | | | | | | | | | | | | | | |
| 9 | | | | | | | | | | | | | | | |
| 10 | | | | | | | | | | | | | | | |
| 11 | | | | | | | | | | | | | | | |
| 12 | | | | | | | | | | | | | | | |
| 13 | | | | | | | | | | | | | | | |
| 14 | | | | | | | | | | | | | | | |
| 15 | | | | | | | | | | | | | | | |

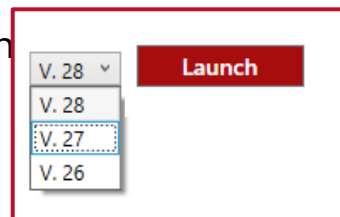
Start Statistics for Data Analysis

From the Statistics for Data Analysis application, you can launch IBM SPSS Statistics installed on your PC.

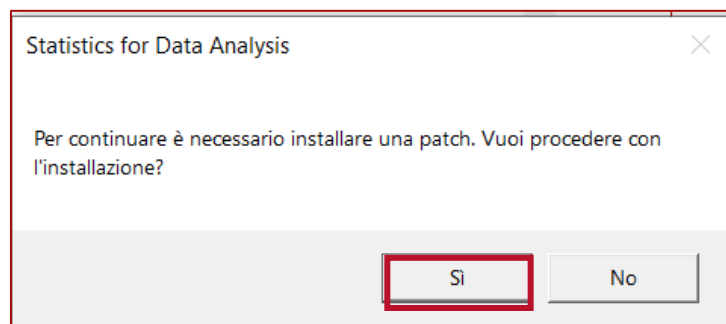
Launch Statistics for Data Analysis V. 29.0.1.0 **Launch**

The 'START' button, available in the Dashboard, allows you to run IBM SPSS Statistics for Data Analysis v28, alternatively you can choose to start the older version.

By default, the version of the statistical software installed is shown, however it can always be modified from the drop-down menu next to the button

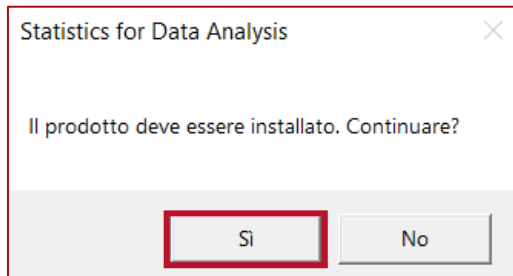


At startup, the solution checks for the availability of new FixPacks for the chosen software version and proceeds with their installation.



After the installation is complete, the user is prompted to restart the PC.

- If you choose a version of IBM SPSS Statistics that is not yet installed, the following message is displayed when you are prompted to start the software:



after which the user will be guided in the installation of the product.

Again, if present, the FixPacks will be installed immediately after the software is installed.

Introduction

Statistics for Data Analysis Solution

Installation

How to install Statistics for Data Analysis

Start Statistics for Data Analysis

How to start IBM SPSS Statistics

Dashboard

Webinar - News - Training

Add-On

List of all available Add-ons

Additional Tools

Amos – Add-on Packages – IBM SPSS Statistics License Consultation

User manuals

Consultation of installation manuals and users

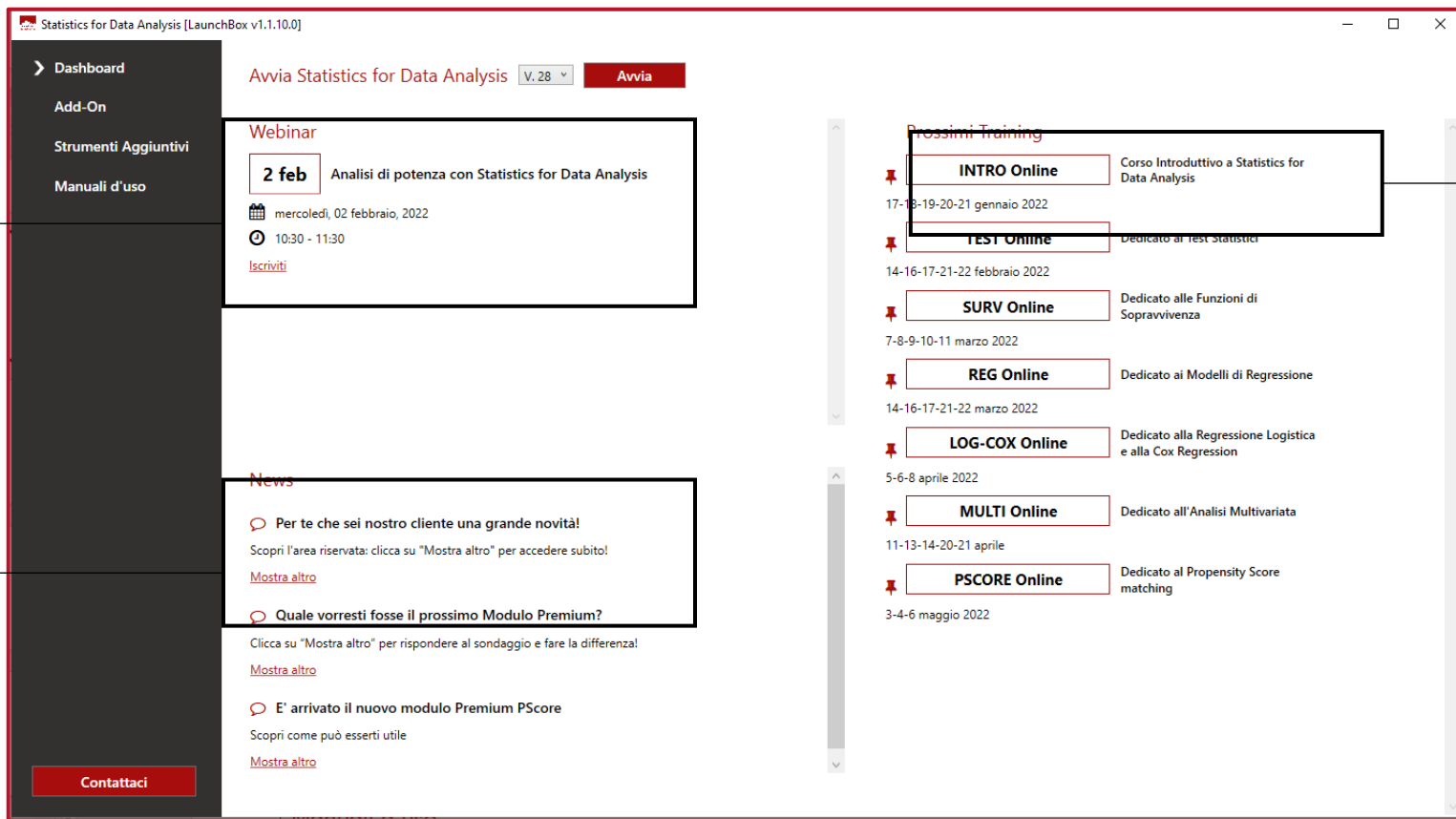
Statistics for Data Analysis is a Windows application through which you can stay up to date on:

- Webinars
- News
- Training

The application has a side menu from which you can access the area of interest: the dashboard is the core part of Statistics for Data Analysis.

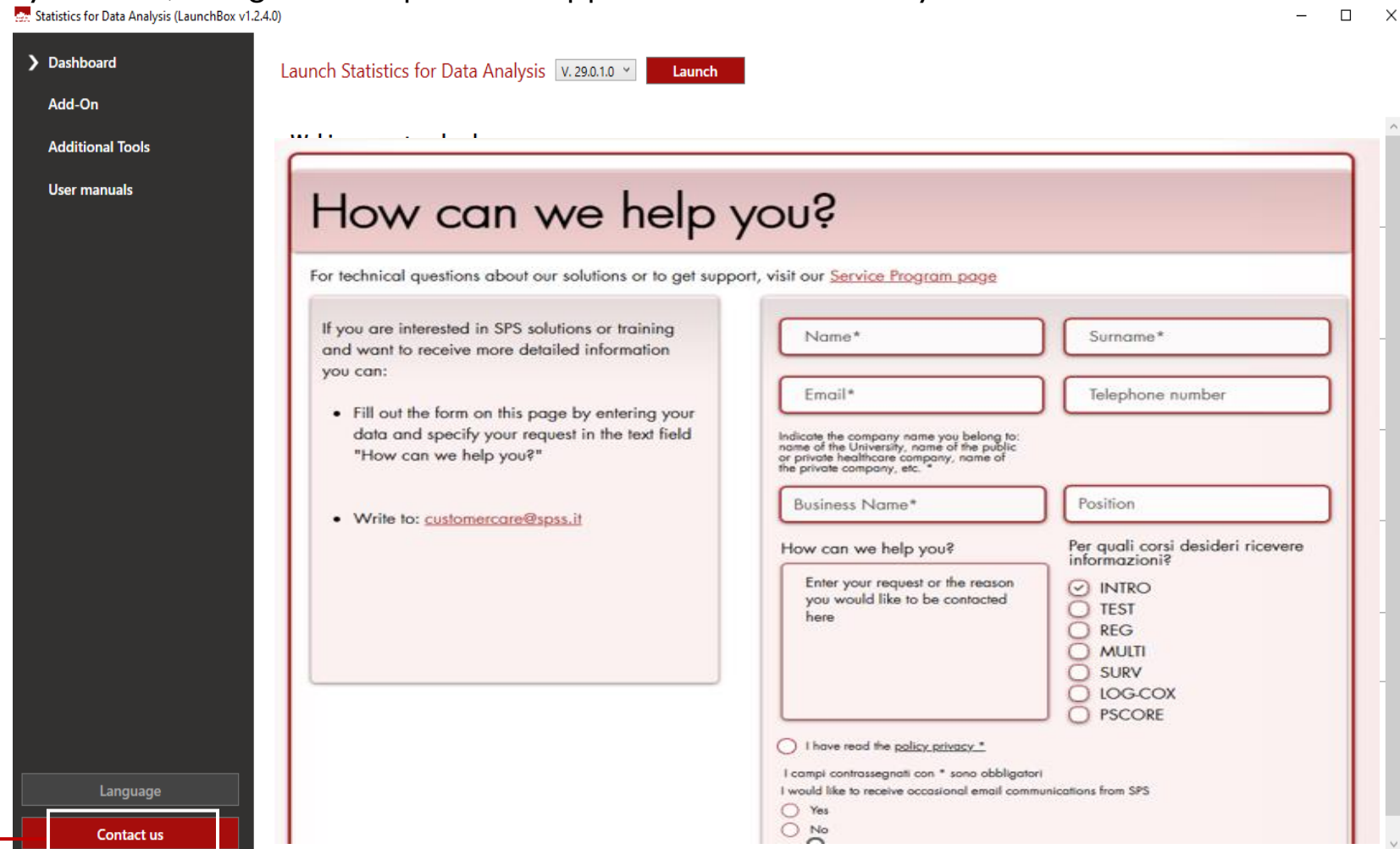
Webinar:
Where
When
Link to the website
where to register

News
Short description
Link to the site
with details



Training:
Where
When
Short description
Link to the site

The CONTACT US button is always visible, the goal is to provide support to the user at any time.



Statistics for Data Analysis (LaunchBox v1.2.4.0)

Dashboard
Add-On
Additional Tools
User manuals

Launch Statistics for Data Analysis v. 29.0.1.0 **Launch**

How can we help you?

For technical questions about our solutions or to get support, visit our [Service Program page](#)

If you are interested in SPS solutions or training and want to receive more detailed information you can:

- Fill out the form on this page by entering your data and specify your request in the text field "How can we help you?"
- Write to: customercare@spss.it

Name* Surname*

Email* Telephone number

Indicate the company name you belong to: name of the University, name of the public or private healthcare company, name of the private company, etc. *

Business Name* Position

How can we help you?
Enter your request or the reason you would like to be contacted here

Per quali corsi desideri ricevere informazioni?

- INTRO
- TEST
- REG
- MULTI
- SURV
- LOG-COX
- PSCORE

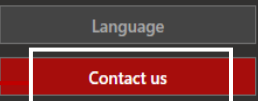
I have read the [policy_privacy](#) *

I campi contrassegnati con * sono obbligatori

I would like to receive occasional email communications from SPS

- Yes
- No

When you click on it, the 'How can we help you' form on the website opens en.statisticsfordataanalysis.com



Introduction

Statistics for Data Analysis Solution

Installation

How to install Statistics for Data Analysis

Start Statistics for Data Analysis

How to start IBM SPSS Statistics

Dashboard

Webinar - News - Training

Add-On

List of all available Add-ons

Additional Tools

Amos – Add-on Packages – IBM SPSS Statistics License Consultation

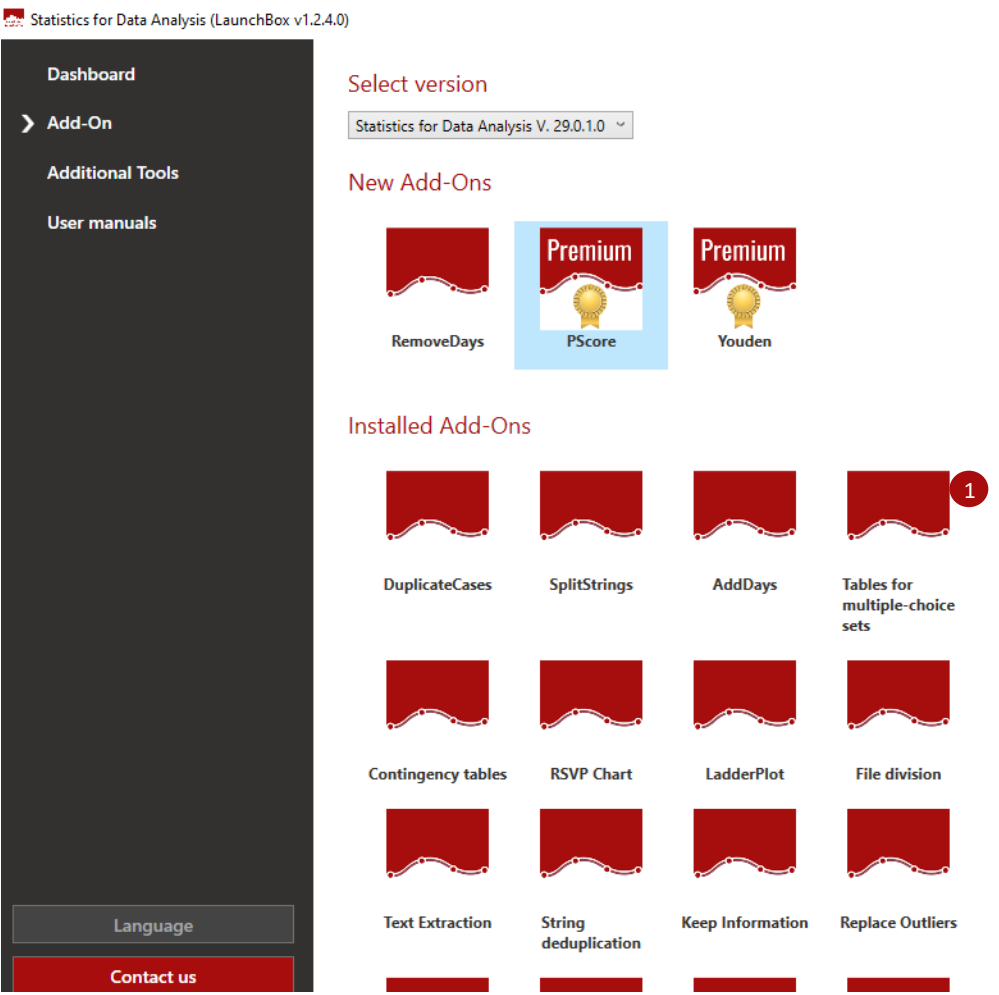
User manuals

Consultation of installation manuals and users

In the Add-On section, through Statistics for Data Analysis, the user can:

- Install new Add-Ons available
- View it in additional content

Depending on the version chosen, the new Add-ons available and the Add-ons already installed will be listed.



Description (Premium Addon)

PScore is an additional Premium feature, which is activated in the Analyze menu, dedicated to the Propensity Score Matching technique, necessary to make observational data 'comparable' to randomized data. It is useful for numerous case histories with many explanatory variables.

Install









Selecting an Add-on shows its description.
Clicking 'INSTALL' will install the Add-on on the user's PC.

By clicking on an installed Add-On the user can access:

- Syntax
- Feature usage guide
- Possible examples

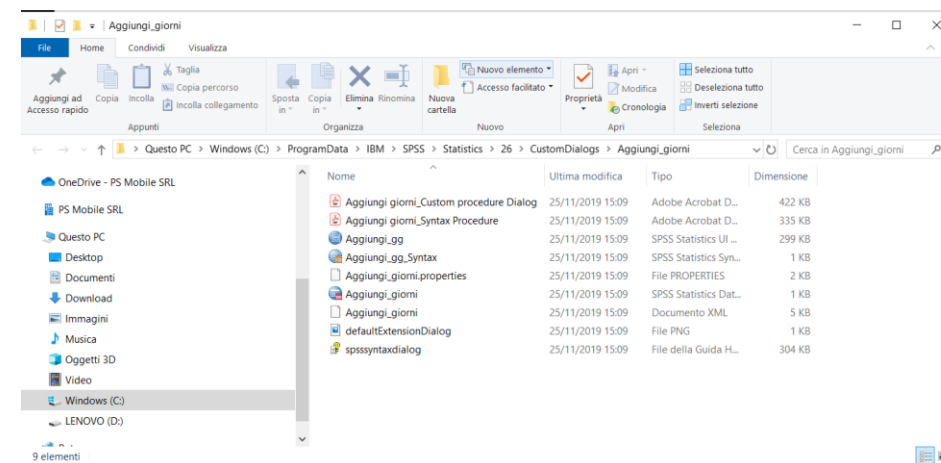
Clicking on the 'View additional content' button opens the folder on your PC where the add-on was saved.

Installed Add-Ons

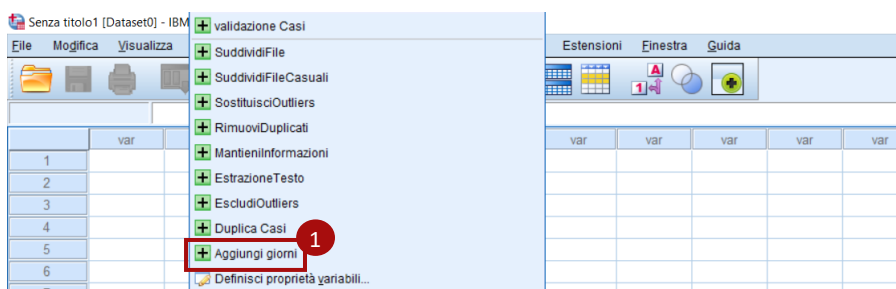
| | | | |
|-----------------------------------------------------------------------------------------------------------|---------------------------------------------------------------------------------------------------|---------------------------------------------------------------------------------------------------|----------------------------------------------------------------------------------------------------------------------|
|  DuplicateCases |  SplitStrings |  AddDays |  Tables for multiple-choice sets |
|  Contingency tables |  RSVP Chart |  LadderPlot |  File division |

Description

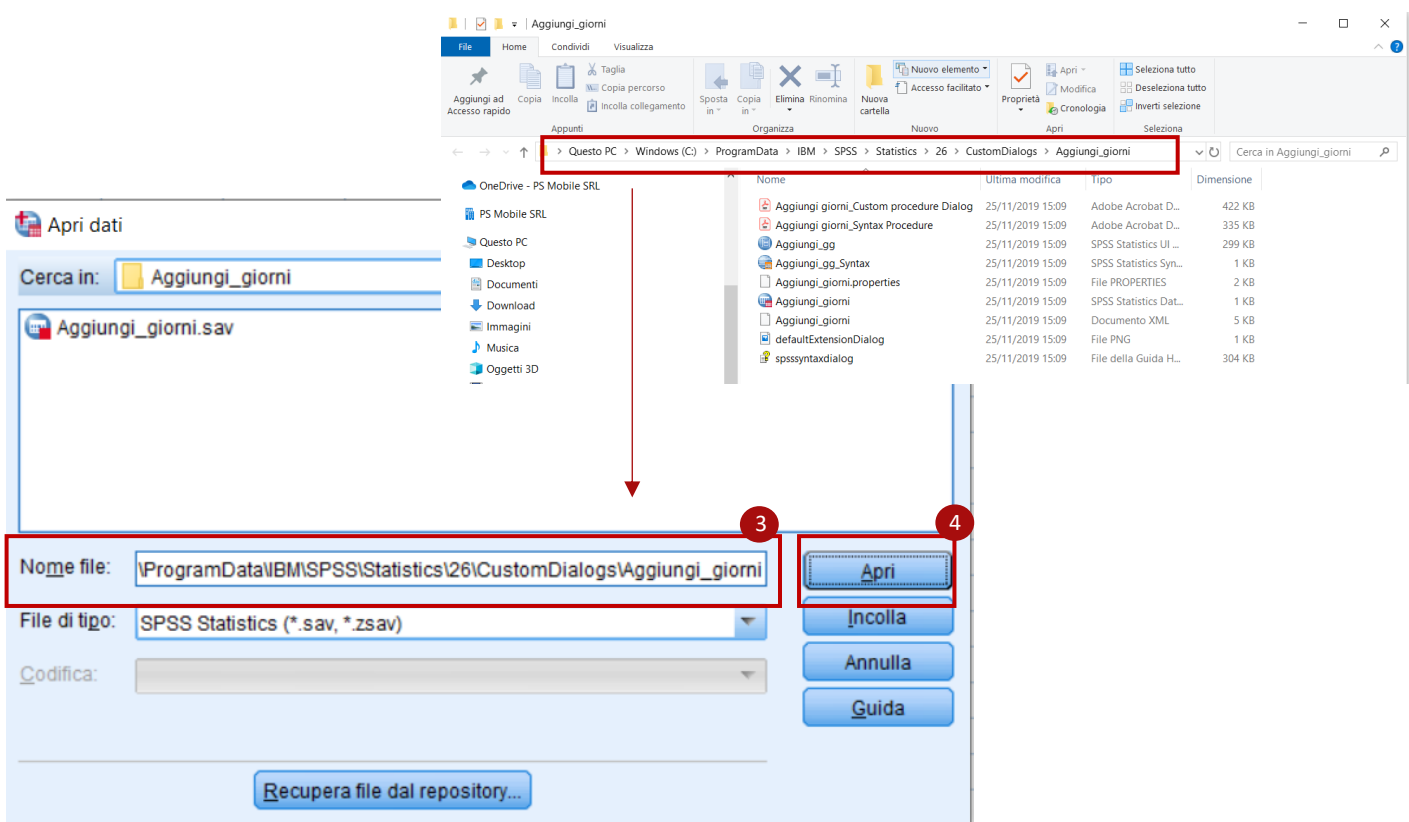
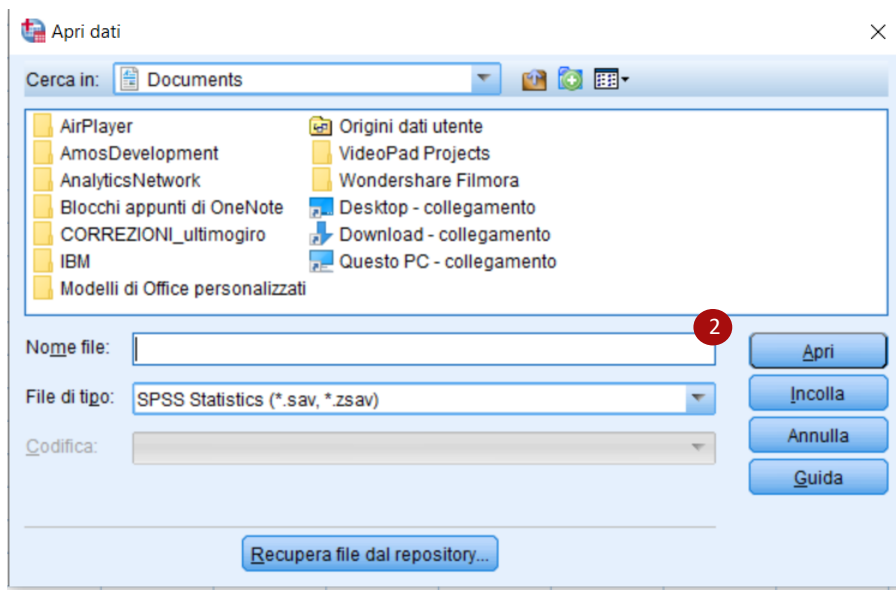
This procedure allows you to add any number of days to a variable in date format.



Directly from IBM SPSS Statistics you can view the new Add-Ons installed.



By pasting the path to the folder where the add-on was saved, you can quickly upload the sample data file.



In the Add-Ons section, you will also be able to consult the license conditions:

Statistics for Data Analysis License Conditions



General Conditions Solution Statistics for Data Analysis

These general conditions are understood to be fully known and accepted upon opening the envelope containing the storage media or upon installation, copying or use in any way of the Application Solution or part of it.

Selecting the button opens the <https://en.statisticsfordataanalysis.com/terms-and-conditions> link where all the details are listed.

Introduction

Statistics for Data Analysis Solution

Installation

How to install Statistics for Data Analysis

Start Statistics for Data Analysis

How to start IBM SPSS Statistics

Dashboard

Webinar - News - Training

Add-On

List of all available Add-ons

Additional Tools

Amos – Add-on Packages – IBM SPSS Statistics License Consultation

User manuals

Consultation of installation manuals and users

In the Additional Tools section, through Statistics for Data Analysis, the user can:

- Install the product IBM SPSS AMOS
- Install additional packages (Data Access Pack, License Manager)
- View IBM SPSS Statistics license status

A Depending on the version chosen, in this section the user can choose to install:
the IBM SPSS Amos product

Select version

Statistics for Data Analysis V. 29.0.1.0

Amos



Statistics Amos
V.29

Install

Description

Statistics Amos implementa l'approccio generale all'analisi dei dati noto come modello di equazione strutturale (SEM), conosciuto anche come analisi della covarianza o modellizzazione casuale. In particolare:

- Fornisce procedure SEM (Structural Equation Modeling - Creazione di modelli di equazione strutturale) di semplice utilizzo grazie alla possibilità di utilizzare un'interfaccia grafica.
- Consente di confrontare, confermare e perfezionare i modelli.
- Utilizza l'analisi bayesiana per migliorare le stime dei parametri dei modelli.
- Offre diversi metodi di attribuzione dei dati per creare dataset differenti.

- Additional installation packages

Additional packages



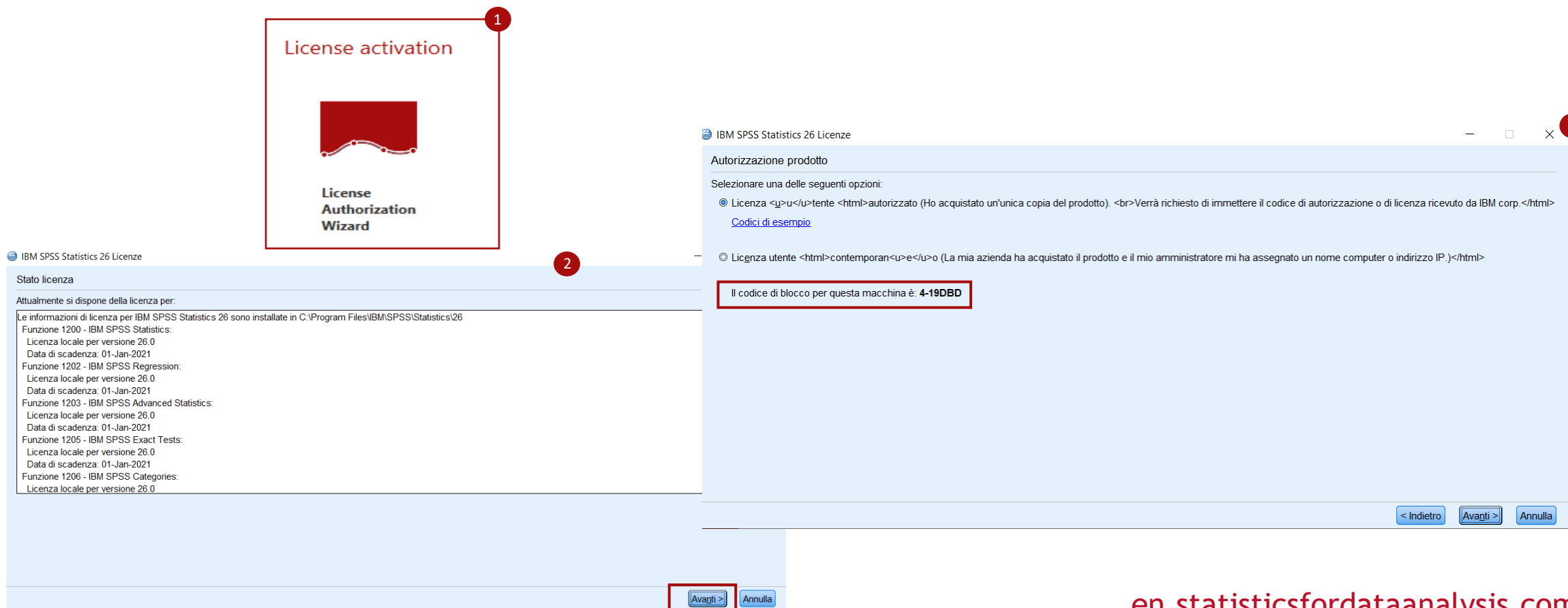
Data Access Pack License Manager

Install

Description

Data Access Pack contiene un insieme completo di driver individuali specifici per database che utilizzano ODBC per garantire una connettività affidabile a tutti i più grandi archivi di dati, dai database relazionali ai dati flat-file. L'amministratore o l'utente finale possono installare i driver Connect ODBC appropriati. I driver devono essere installati sul computer che sta effettuando l'accesso ai dati.

The user can also consult the status of the IBM SPSS Statistics license: wizard to also locate the machine's lock code.



The screenshot displays the 'License activation' wizard in IBM SPSS Statistics 26. It is divided into two main windows:

- License Activation Wizard (Window 1):** Shows the IBM SPSS logo and the text 'License Authorization Wizard'.
- IBM SPSS Statistics 26 Licenze (Window 2):** Displays the 'Stato licenza' (License Status) section, listing installed functions and their local licenses. Below this, the 'Autorizzazione prodotto' (Product Authorization) section offers two options: 'Licenza autorizzato' (selected) and 'Licenza utente contemporaneo'. A red box highlights the machine's lock code: **Il codice di blocco per questa macchina è: 4-19DBD**. Navigation buttons '< Indietro', 'Avanti >', and 'Annulla' are visible at the bottom of the window.

Introduction

Statistics for Data Analysis Solution

Installation

How to install Statistics for Data Analysis

Start Statistics for Data Analysis

How to start IBM SPSS Statistics

Dashboard

Webinar - News - Training

Add-On

List of all available Add-ons

Additional Tools

Amos – Add-on Packages – IBM SPSS Statistics License Consultation

User manuals

Consultation of installation manuals and users

In the User Manuals section, the user can consult:




- Installation Manuals
- User Manuals

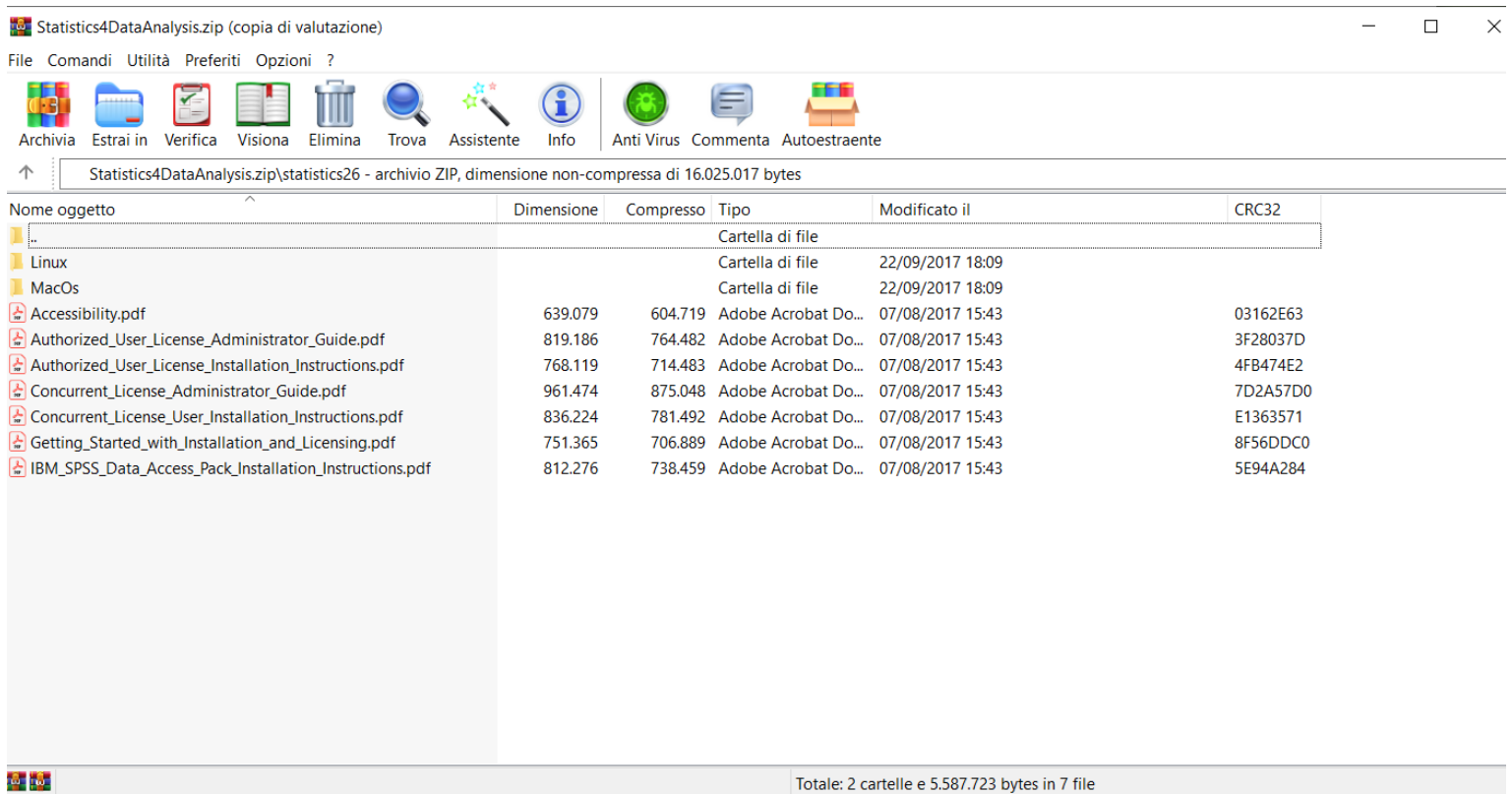
For each product proposed in Statistics for Data Analysis.

In this section, all the manuals will be available. By clicking on each link, the material can be viewed at any time by the user.

Select version

Statistics for Data Analysis V. 29.0.1.0

-  [English user manuals](#)
-  [Installation manuals](#)
-  [Statistics Amos manuals](#)



| Nome oggetto | Dimensione | Compresso | Tipo | Modificato il | CRC32 |
|---------------------------------------------------------|------------|-----------|---------------------|------------------|----------|
| .. | | | Cartella di file | | |
| Linux | | | Cartella di file | 22/09/2017 18:09 | |
| MacOs | | | Cartella di file | 22/09/2017 18:09 | |
| Accessibility.pdf | 639.079 | 604.719 | Adobe Acrobat Do... | 07/08/2017 15:43 | 03162E63 |
| Authorized_User_License_Administrator_Guide.pdf | 819.186 | 764.482 | Adobe Acrobat Do... | 07/08/2017 15:43 | 3F28037D |
| Authorized_User_License_Installation_Instructions.pdf | 768.119 | 714.483 | Adobe Acrobat Do... | 07/08/2017 15:43 | 4FB474E2 |
| Concurrent_License_Administrator_Guide.pdf | 961.474 | 875.048 | Adobe Acrobat Do... | 07/08/2017 15:43 | 7D2A57D0 |
| Concurrent_License_User_Installation_Instructions.pdf | 836.224 | 781.492 | Adobe Acrobat Do... | 07/08/2017 15:43 | E1363571 |
| Getting_Started_with_Installation_and_Licensing.pdf | 751.365 | 706.889 | Adobe Acrobat Do... | 07/08/2017 15:43 | 8F56DDC0 |
| IBM_SPSS_Data_Access_Pack_Installation_Instructions.pdf | 812.276 | 738.459 | Adobe Acrobat Do... | 07/08/2017 15:43 | 5E94A284 |

Totale: 2 cartelle e 5.587.723 bytes in 7 file