



**SPSS**



**World Food Programme**



**Statistics for Data Analysis**



# WEBINAR

## **Statistics for Data Analysis for WFP: Everything You Need to Know**

Learn How Our Latest Agreement Empowers Your Data Strategy

Wednesday, June 11 

14:30 PM (CEST) 

# WEBINAR AGENDA



About Us	SPS-WFP LTA	Statistics for Environment
----------	-------------	----------------------------

History & What We Offer



What the new LTA (HQ24NF423) includes

- Live overview of the solution (LaunchBox, Add-Ons)
- Examples with Statistics for Data Analysis
- Website and dedicated resources

The screenshot shows the SPSS 'Linear Regression' dialog box with 'ETA' as the dependent variable and 'ETA' as the independent variable. Below the dialog, a scatter plot displays the relationship between 'ETA' (x-axis) and 'PAS' (y-axis). A regression line is fitted to the data points, with the equation  $y = 36.34 + 0.99 \cdot x$  and  $R^2 \text{ Linear} = 0.897$ .

Download our APP on the stores



# ABOUT US

**For over 30 years, the ideal partner to turn data into strategic decisions.**

# ABOUT US

## ROADMAP

1994  
SPSS Italia

**IBM**  
Platinum Partner

2009 IBM

2014 SPS

**Statistics for  
Data Analysis**

2018

2020  
VarGroup

**WFP**  
World Food  
Programme

2021  
First WFP-  
SPS LTA

## OUR ACHIEVEMENTS

Over **30 Years** of Expertise in SPSS Solutions

- 500+ contracts for Statistics for Data Analysis solutions
- Certified Software Support Provider
- IBM Platinum Business Partner

## C L I E N T S

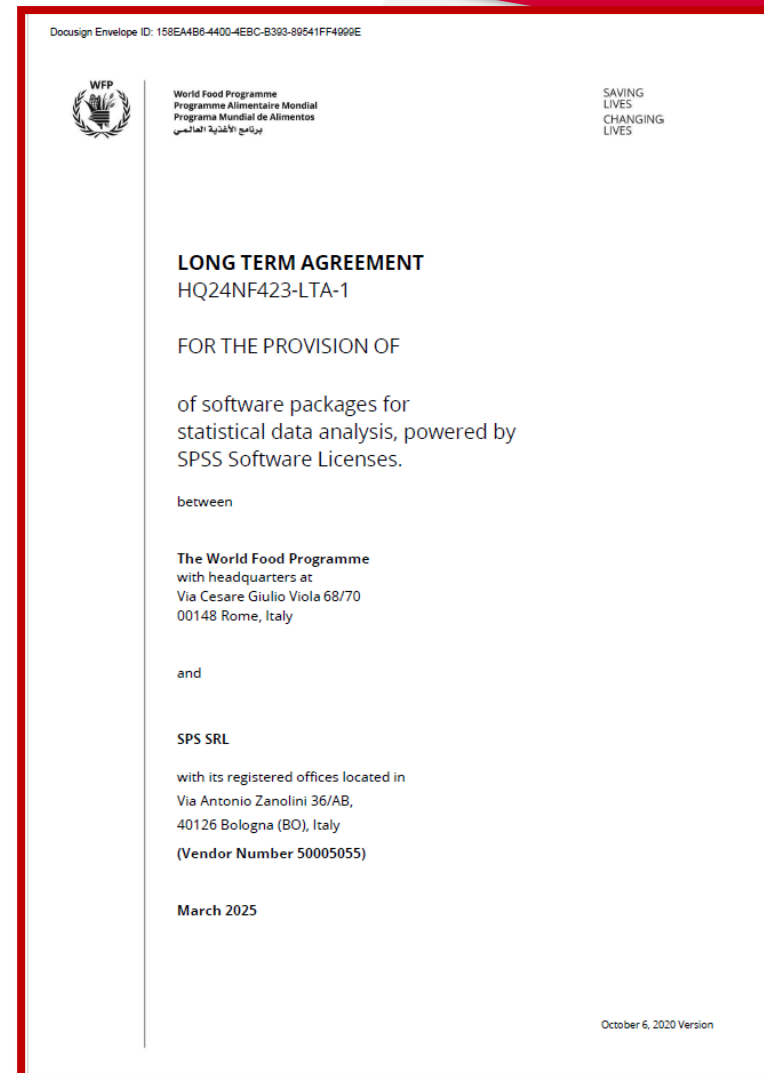
- Italian Universities, among the most prestigious in the country
- International institutions, including the World Food Programme
- Healthcare leaders
- Research institutes (CNR, ARPA, IRCCS)
- Public administration & Territorial bodies
- Associations & foundations
- Major companies (Finance, Retail, Fashion, Large-Scale Distribution)



# SPS-WFP LTA

# Features of the New Long-Term Agreement

- **Statistics for Environment powered by SPSS:**  
Designed for activities related to environmental monitoring, waste management, agricultural, urban areas, and sustainability analysis.
- **Licensing Options**
  - **Fixed Term License:** valid for 1-year or 4-years;
  - **Perpetual License**



HQ24NF423

# 1-year Fixed Term License

## What's Included:

- An annual use of the application solution
- An annual use of Add-Ons
- An annual use of SPS Service Program (SSP), which includes:
  - Technical Support, including codes management\*
  - Learning materials
  - Access to the Customer Area

**\* Codes Management:**  
For Fixed Term licenses, one machine change per year is included **without requiring you to provide the lock-code** (the unique identifier of your PC).

Type of license		Number of licences <sup>1</sup>	Official unit price	% Discount	Final unit price	SPSS Notes
Statistics for Environment powered by SPSS - Fixed term (Annual) Licence Single User	Entry (Base, Tables and Youden Modules plus Add-Ons)	1 to 5	1.316,00 €	47%	700,00 €	
		6 to 10	1.316,00 €	51%	650,00 €	
		10 to 50	1.316,00 €	53%	625,00 €	
		51 +	1.316,00 €	55%	590,00 €	
	Standard (All Standard, Youden and PSCore Modules plus Add-Ons)	1 to 5	1.876,00 €	42%	1.085,00 €	
		6 to 10	1.876,00 €	47%	990,00 €	+ Online Webinar every 3 months
		10 to 50	1.876,00 €	50%	930,00 €	
		51 +	1.876,00 €	54%	870,00 €	
	PRO (All Professional, Youden, PSCore) Modules plus Add-Ons)	1 to 5	3.740,00 €	40%	2.250,00 €	
		6 to 10	3.740,00 €	47%	1.990,00 €	+ Online Webinar every 3 months
		10 to 50	3.740,00 €	51%	1.830,00 €	
		51 +	3.740,00 €	54%	1.720,00 €	
	Premium (All Entry, Standard, PRO, Youden and PSCore Modules plus Add-Ons)	1 to 5	5.604,00 €	44%	3.150,00 €	
		6 to 10	5.604,00 €	47%	2.980,00 €	+ Online Webinar every 3 months
		10 to 50	5.604,00 €	51%	2.760,00 €	
		51 +	5.604,00 €	54%	2.590,00 €	+ Online Training Course for 10 PAX

## 4-years Upfront Fixed Term License

### What's Included:

- 4-years use of the application solution
- 4-years use of Add-Ons
- 4-years use of SPS Service Program (SSP), which includes:
  - Technical Support, including codes management
  - Learning materials
  - Access to the Customer Area

**\* The 4-year Fixed Term License (€1400) provides a 50% saving versus four consecutive 1-year licenses (€2800).**

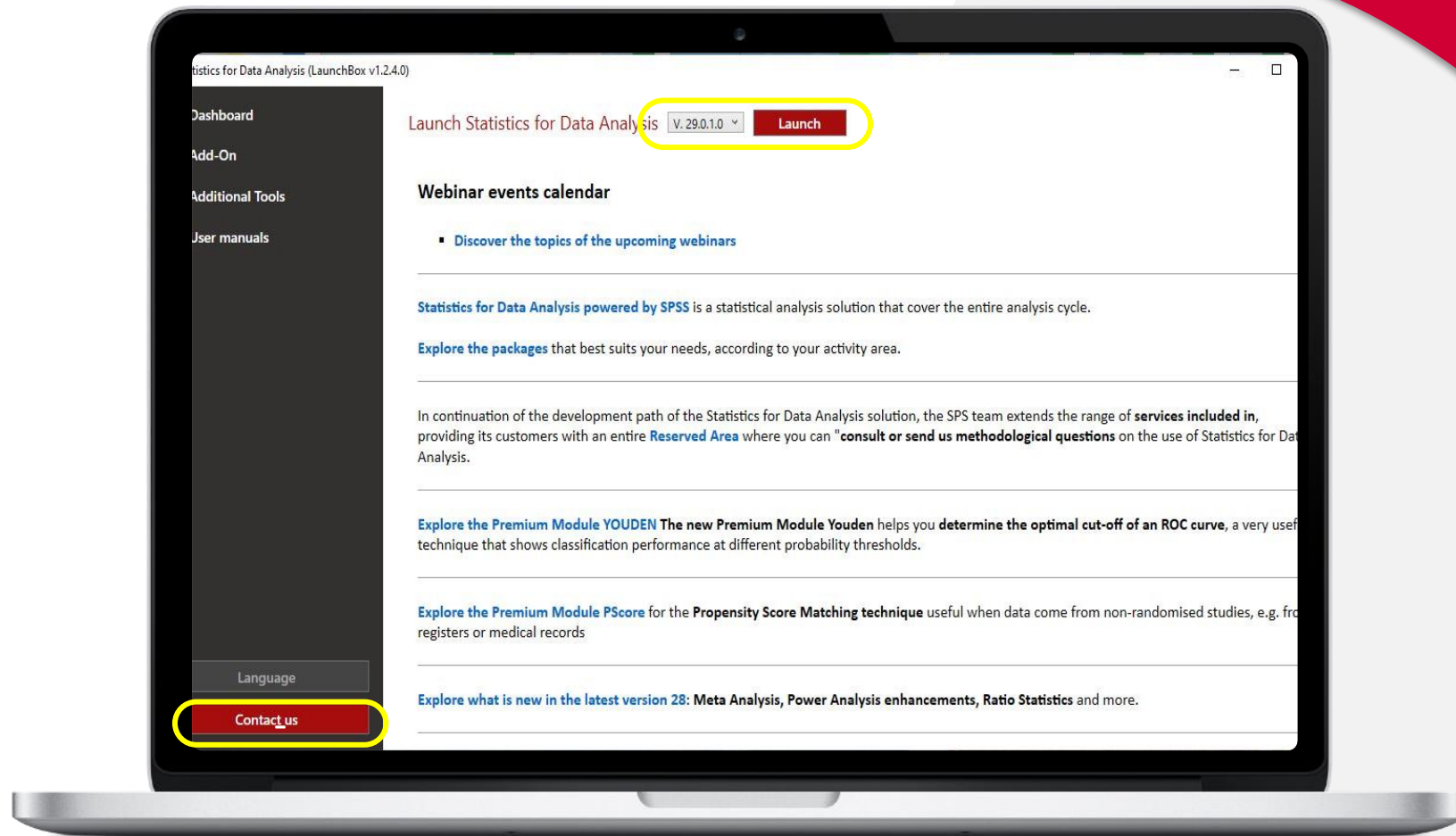
Type of license	Number of licences <sup>1</sup>	Official unit price	% Discount	Final unit price	SPSS Notes	
Statistics for Environment powered by SPSS - Fixed term (4-Years Upfront) Licence Single User	Entry (Base, Tables and Youden Modules plus Add-Ons)	1 to 5	5.264,00 €	73%	1.400,00 €	*
		6 to 10	5.264,00 €	75%	1.300,00 €	+ Online Webinar every 3 months
		10 to 50	5.264,00 €	76%	1.250,00 €	
		51 +	5.264,00 €	78%	1.150,00 €	
	Standard (All Standard, Youden and PScore Modules plus Add-Ons)	1 to 5	7.504,00 €	70%	2.280,00 €	
		6 to 10	7.504,00 €	71%	2.170,00 €	+ Online Webinar every 3 months
		10 to 50	7.504,00 €	73%	1.990,00 €	
		51 +	7.504,00 €	77%	1.750,00 €	
	PRO (All Professional, Youden, PScore Modules plus Add-Ons)	1 to 5	14.960,00 €	69%	4.710,00 €	
		6 to 10	14.960,00 €	70%	4.500,00 €	+ Online Webinar every 3 months
		10 to 50	14.960,00 €	73%	4.050,00 €	
		51 +	14.960,00 €	75%	3.790,00 €	+ Online Training Course for 10 PAX
	Premium (All Entry, Standard, PRO, Youden and PScore Modules plus Add-Ons)	1 to 5	22.416,00 €	71%	6.530,00 €	
		6 to 10	22.416,00 €	72%	6.300,00 €	+ Online Webinar every 3 months
		10 to 50	22.416,00 €	73%	5.990,00 €	
		51 +	22.416,00 €	75%	5.690,00 €	+ Online Training Course for 10 PAX

# STATISTICS FOR ENVIRONMENT

Live overview of the solution Statistics for Data Analysis (LaunchBox, Add-Ons)

# SPS LaunchBox Statistics for Data Analysis

ON YOUR DESKTOP



# Self-installing add-ons

Additional features developed by SPS that strengthen the Statistics for Data Analysis solution, already available natively in the dedicated menus.

The dashboard features a sidebar with the following menu items: Dashboard, Add-On, Additional Tools, and User manuals. The main area displays a grid of 20 add-ons, each represented by a red icon with a white wavy pattern and a text label below it:

- DuplicateCases
- SplitStrings
- AddDays
- Tables for multiple-choice sets
- Contingency tables
- RSVP Chart
- LadderPlot
- File division
- Text Extraction
- String deduplication
- Keep Information
- Replace Outliers
- Add 60 days
- Split random files
- Exclude Outliers
- Remove Duplicates
- Case Validation
- Simple Sample Base
- Automatic ID

Two premium add-on badges are shown, each featuring a gold medal icon and the word "Premium" in a red banner above the add-on name:

- PScore
- Youden

# Premium Modules

## Premium Modules

(Auto-installers from LaunchBox)

- **PScore:** Module that activates in the menu Analyze the technique of **Propensity Score Matching**, which is useful when data comes from non-randomized studies, such as registries or medical records.

[Discover the Pscore Premium Add-On](#)

- **Youden:** Module that helps you to **determine the optimal cut-off of a ROC curve**, a very useful technique that shows classification performance at different probability thresholds.

[Discover the Youden Premium Add-On](#)

The screenshot shows the SPSS 'Analyze' menu with 'Youden Index' and 'PScore' highlighted. Below it, the 'Propensity Score Matching' dialog box is open, showing the following settings:

- Regressori:** Income category in thousands, Primary vehicle price category, Years with current employer
- Variabile Trattamento:** (none)
- Variabile PScore:** PScore
- Id del Caso:** (none)
- Identificatore del Match:** MatchId
- Tolleranza:** 0,5
- Reinserimento:**
- Numero di Match:** 1

Buttons at the bottom of the dialog box include Run, Paste, Reset, and Cancel.

# Add-on Examples

Automatic ID

Variable name:  
id

Variable's label:  
Case Identifier

Run Paste Reset Cancel

24	Yes	62	Employed f
25	Yes	62	Employed m
26	No	46	Employed f
27	No	51	Employed m
28	No	52	Employed m

rspv chart

Variables:  
Sort: None

X axis variable:  
Job satisfaction

Define bars by:  
Gender

Value (average calculation):

gender  
Female  
Male

Media

jobsat

jobsat	Male (Average)	Female (Average)
1	36	36
2	40	40
3	43	42
4	45	45
5	48	47

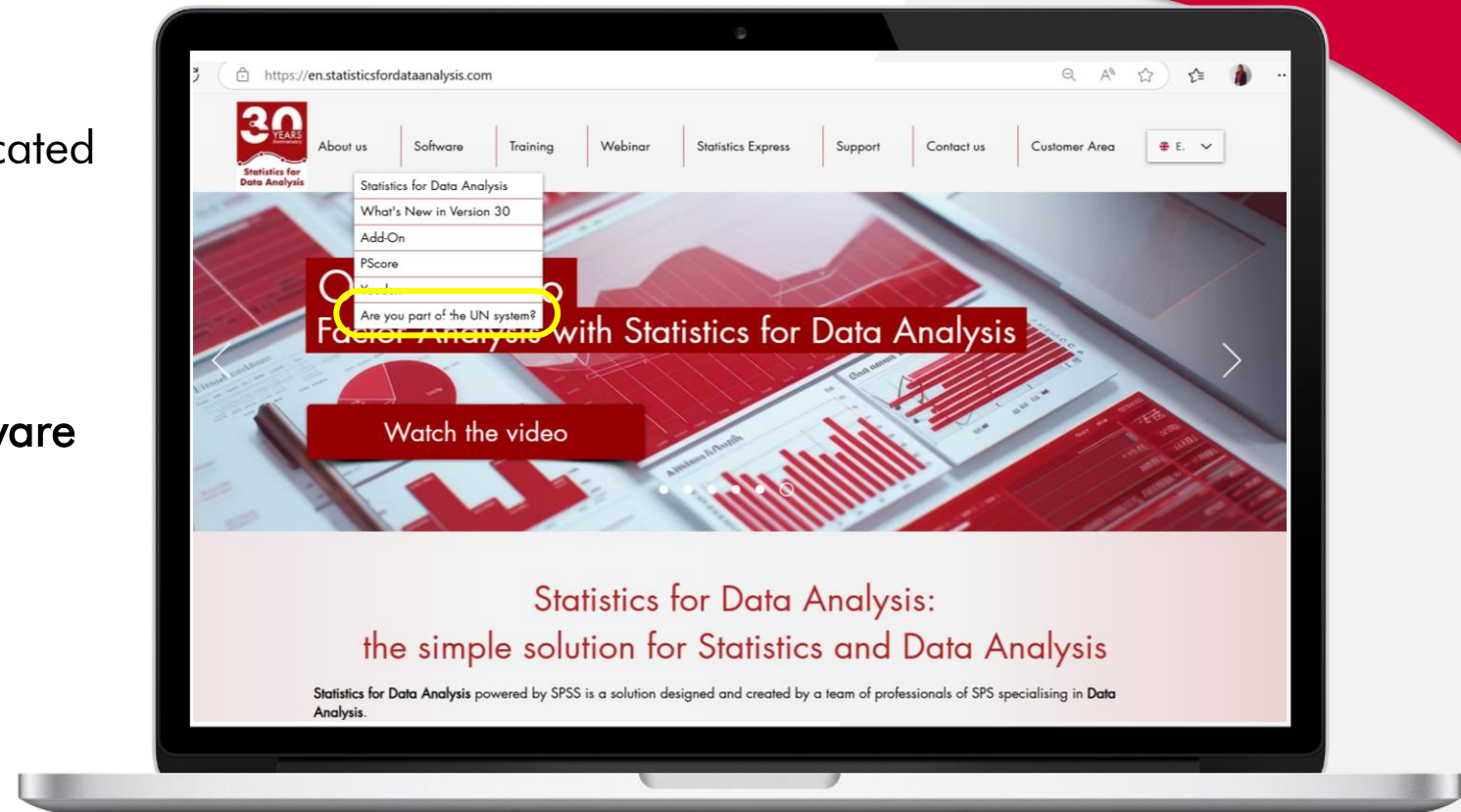
# STATISTICS FOR DATA ANALYSIS

Website and dedicated resources

## Environment Package Page

For full details on the Environment package types, check out the dedicated page for UN entities.

Simply go to the top menu > **Software** > and click on the last item in the dropdown.



<https://en.statisticsfordataanalysis.com/statistics-for-environment-un-organizations>

# STARTER PACK

In this exclusive customer section of our website, you'll find a range of free resources to support your journey into statistics:

- **LaunchBox Manual** - the gateway to statistics
- **Data sheets** of the individual modules
- **SPSS's guide** to available features
- **Statistics Express** - insights of Statistics
- **Webinar Learning Kit** - slides used in our webinars
- **Video Academy** - the exclusive collection of our webinars.

<https://en.statisticsfordataanalysis.com/starter-pack-open>



New Features & Upcoming Webinar

# WHAT'S NEXT?

## Next Webinar

---

**Principal Component  
Analysis (in English)**

15 July 2025

# Two minutes to fill out our Satisfaction Survey about today Webinar

Webinar satisfaction survey

First Name  Last Name

Email

1) How did you learn about the Webinar?

- LinkedIn
- Email
- Website
- Press releases
- Web ads
- Word of mouth among colleagues
- Other

2) Did you experience problems connecting the event?

- Yes
- No

If you answered yes, what problem did you have?

3) How do you rate the quality of the Webinar overall?

- Not at all satisfactory
- Not very satisfactory
- Satisfactory

# Our Contacts



[info@spss.it](mailto:info@spss.it)

Tel. +39 051-252573

For any information or questions



[attivazioni@spss.it](mailto:attivazioni@spss.it)

For codes management

A circular logo with a dark background and a red border. The letters 'SPS' are written in white in the center. The logo is set against a background of a large, ancient tree with thick, gnarled branches and green foliage.

SPS

**Cristina Carini**

WFP, FAO, UN Key Account @SPS

[c.carini@spss.it](mailto:c.carini@spss.it)

366 753 5607

# Thank You

